

Pyla



“We designed a product that is consistent with the period we are living in. A visually solid chair that is basic, with a clean profile, free of superstructures or purely decorative elements. A suitable object for all office personnel, ranging from operational to managerial departments and meeting rooms. We did our best to listen to and understand client demands. We did not want to merely create a product that would comply with the principal international standards for office chairs but also embodies the idea of lightness in the design, in research centred on materials, and in the creation of structural elements without the additional of superfluous elements.”

01

Pyla

Pyla was created from the intention to fill a gap instead of creating a need. New materials, new fabrics and new functional features need not always be invented. There is already plenty of everything. The objects we use already present too many functions that often far exceed our actual requirements and expectations. What people actually long for is a product that, instead of overshadowing their personality, expresses it more effectively.



The elastic thermopolymer used to make the seat and back supports of the Pyla are widely employed in the most innovative industrial production sectors. This material thus produces a top-quality product: very low stress levels; elasticity without permanent deformation, including when subjected to heavy stress as well as excellent electrostatic characteristics. The supports are slotted onto the seat and back structure and be easily replaced.



03

Pyla

Pyla was created from the intention to fill a gap instead of creating a need. New materials, new fabrics and new functional features need not always be invented. There is already plenty of everything. The objects we use already present too many functions that often far exceed our actual requirements and expectations. What people actually long for is a product that, instead of overshadowing their personality, expresses it more effectively.



functional touch

A chair with style and colour

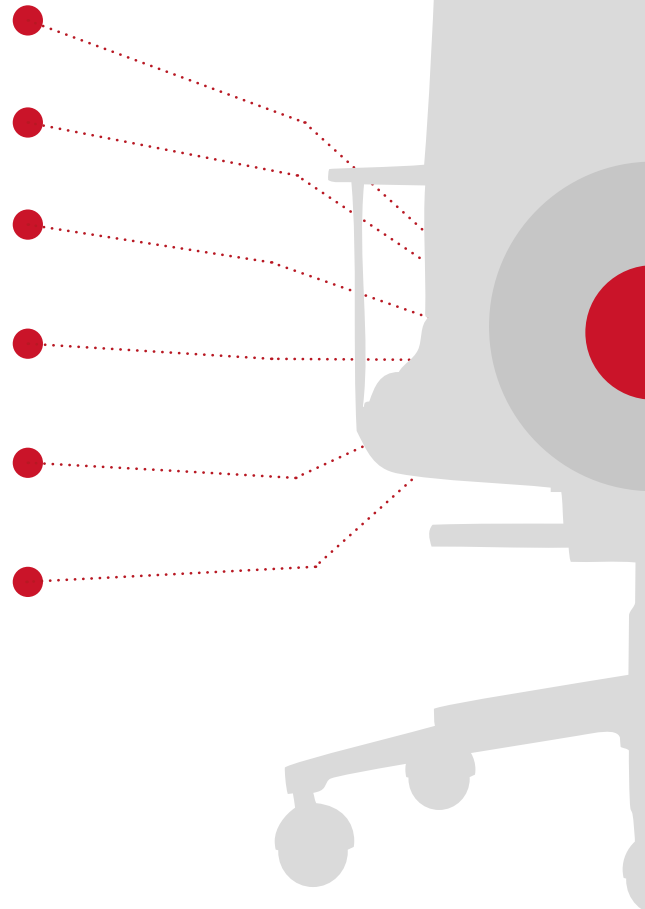
Three different heights:
standard, average and high with built-in headrest

Shell available:
painted black, white and grey

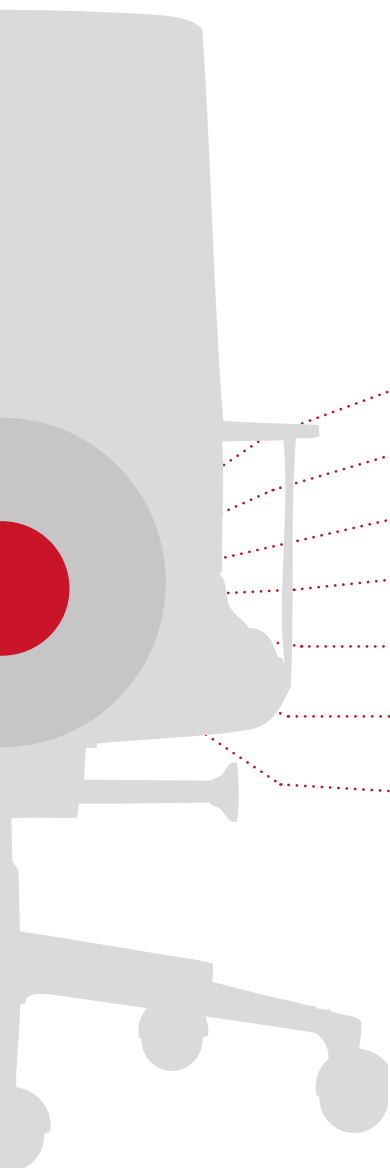
Two kinds of armrests:
task 4D, meeting

Three versions of upholstery:
tech, soft, executive

Chair is available with
bright or neutral coloured upholstery



Pyla is a high-performance seating designed for everyone. It means a sophisticated and comfortable chair fitted in wide dimension to responds to most of sitter worldwide and regardless of person's status, work activities or physical.




- The importance of details
- Fills a multitude of needs
- A high comfortable shell
- Monoshell
- Heights available 50-60-75 cm
- Depth adjustment to regulate seat depth
- Syncro tilting mechanism

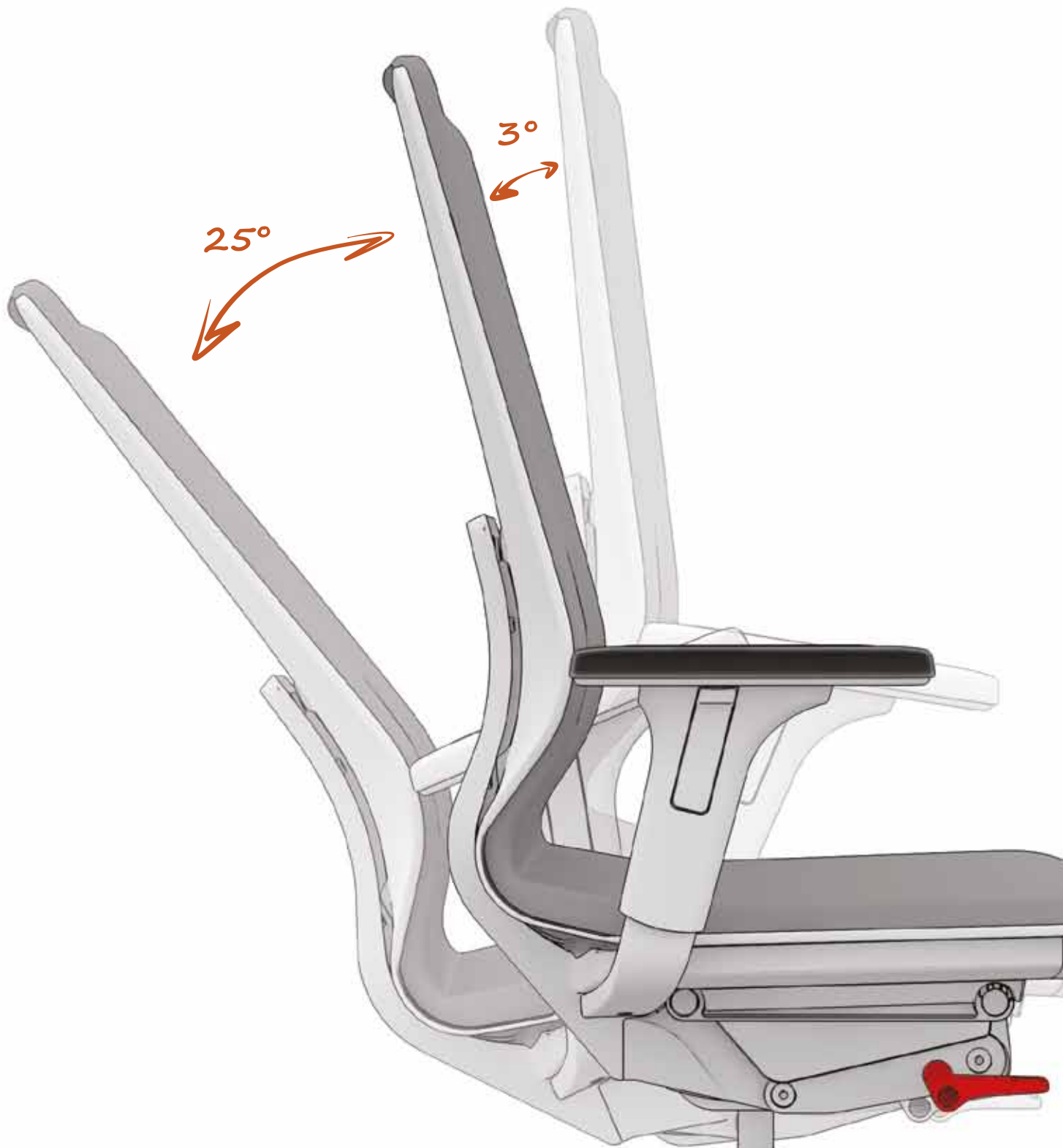
hidden technology

The pressure spring tilt mechanism provide a back to seat angle range from 89° to 120° degrees for optimal ergonomic support. When the user leans back the tilting tension increases according to the need for additional support and the seat platform lowers at the front synchronously with the sequence of the movement. A conveniently located tension lever allows infinitely variable adjustment to individual load characteristics with adjustment range from 50 to 120 kg user. The tilt may also be locked in five different positions and is fitted with a safety lock device to prevent accidental release of the locking mechanism. Forward tilt adjustment on Advance chairs is controlled by the tilt mechanism. Forward tilt allows people to focus intensively on their work yet still sit deeply and stably, with full back support.

THE EASY TO USE BACK ADJUSTMENT LETS THE BACKREST FIT NEARLY EVERYONE AND SUPPORTS HEAVY COMPUTER ACTIVITY OR RELAXED POSTURE.







a high performance seating

The pressure spring tilt mechanism provide a back to seat angle range from 89° to 120° degrees for optimal ergonomic support. When the user leans back the tilting tension increases according to the need for additional support and the seat platform lowers at the front synchronously with the sequence of the movement. A conveniently located tension lever allows infinitely variable adjustment to individual load characteristics with adjustment range from 50 to 120 kg user. The tilt may also be locked in five different positions and is fitted with a safety lock device to prevent accidental release of the locking mechanism.

Forward tilt adjustment on Advance chairs is controlled by the tilt mechanism. Forward tilt allows people to focus intensively on their work yet still sit deeply and stably, with full back support.


PYLA HAS A UNIQUE ADAPTIVE MONO FRAME SHELL MADE OF A PLYABLE POLYMER , WITH EXCEPTIONAL ELASTIC PROPERTIES AND MECHANICAL STRENGTH STABILITY, THAT FLEXES IN CONCERT WITH THE MOVEMENT PERFORMED BY THE RECLINE MECHANISM.



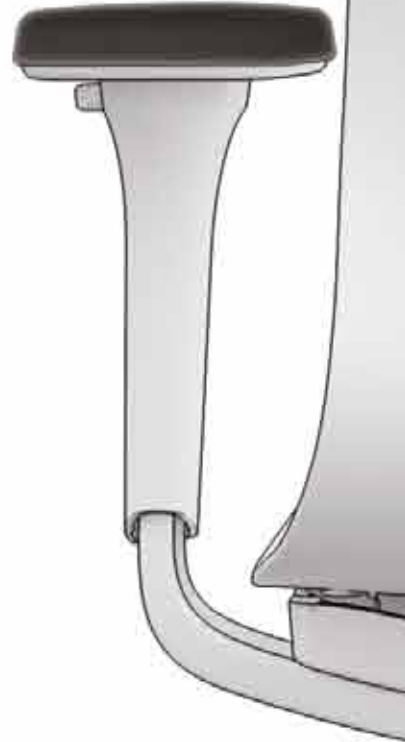
lumbar support height adjustable

Back cushions are firmer, and shaped to fit the curvature of the human spine exactly. Pyla backrest arches gently at the flanks of the lumbar region to provide added support. The plastic polymer shell is integrally colored, to hide wear and tear.

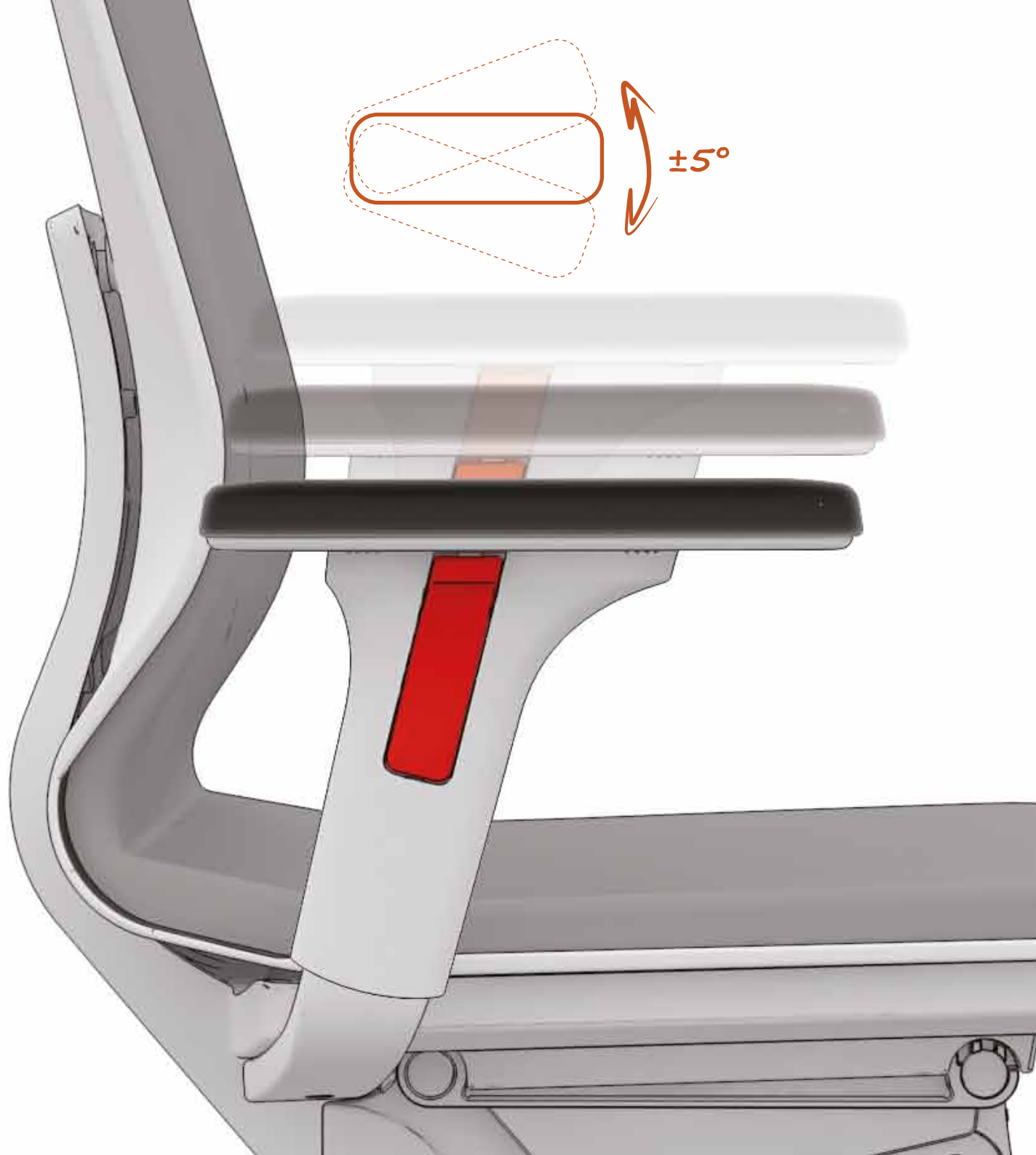
$\pm 8\text{cm}$



FOR HEALTHIER POSTURE THE SOFT MADE AND HEIGHT ADJUSTABLE LOWER BACK SUPPORT PROVIDES ADDITIONAL CUSTOM FITTED COMFORT.



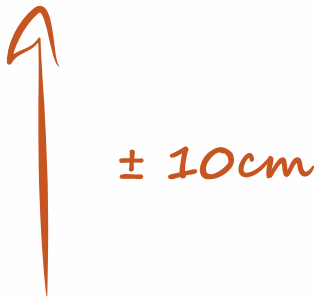




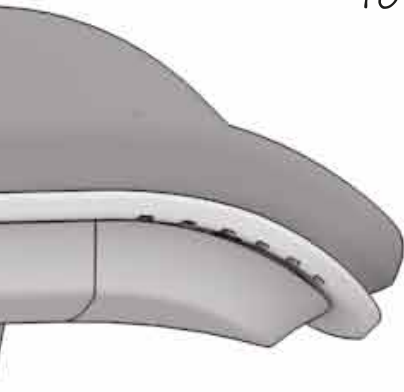
armrest height adjustable

The wide and soft armrests are multiple adjustable in height, in deep and in large through the easy handle side controls. Height adjustment is up to 10 cm in various positions controlled by a push button located on the outside of the armrest. The armrests are also adjustable inward and outward to decrease or increase the width between arms and can be pivoted 30° inwards or outwards.

The arm support are made of die-cast aluminum or glass-reinforced polyester, with long lasting integral color. Each static mounted arm support withstands a static load of over 300kg. Resilient thermoplastic pads provide a soft bumper, preventing damage to the chair and its surroundings. Arms can be installed or removed on site.



THE WIDE AND SOFT ARMRESTS ARE
HEIGHT ADJUSTABLE THROUGH THE EASY
TO REACH SIDE CONTROLS.



Pyla - tech version



PLASTIC MONO SHELL
BACKREST EXPOSED

Pyla - soft version



FULL UPHOLSTERED
MONO SHELL BACKREST





Pyla

Pyla - high backrest

Pyla offers the widest range of choices and is available in low, mid and high version, for workstations, meeting rooms, executive offices.

The fabric or leather two piece suspension is a body fitting upholstery that conforms to the contours of the user and properly distribute weight pressure. The upholstery is a sling sandwich consisting by an external finishing part molded and held together by an inner technical structure and foam which allows air to pass through, thus performing excellent transpiration and heat exchange characteristics.



dimensions

Pyla is a collection of linear and modern design seating that perfectly fits in any environment, from staff and manager offices to front office areas, from meeting rooms to training and public areas offering a high degree of comfort and practicality. Some people want a chair they can fine-tune for maximum comfort and efficiency; others want a chair they can just seat in and instantly feel comfortable. And while companies recognize that sophisticated seating controls can enhance productivity, they don't want to pay for features their people don't need or can't understand. Pyla solves this complex problem by offering an ergonomically correct and self-explanatory seating that ensure comfort and pleasant design appeal.



P.50

1

2

3

4

5

P.60

1

2

3

4

5

P.75

1

2

3

4

5

SIZES

Total height P.50:
940/1080 mm

Total width P.50:
650/700 mm

Total depth P.50:
660 mm

Back height P.50:
500 mm

Back width P.50:
470/420 mm

Total height P.60:
1040/1180 mm

Total width P.60:
650/700 mm

Total depth P.60:
660 mm

Back height P.60:
500 mm

Back width P.60:
470/420 mm

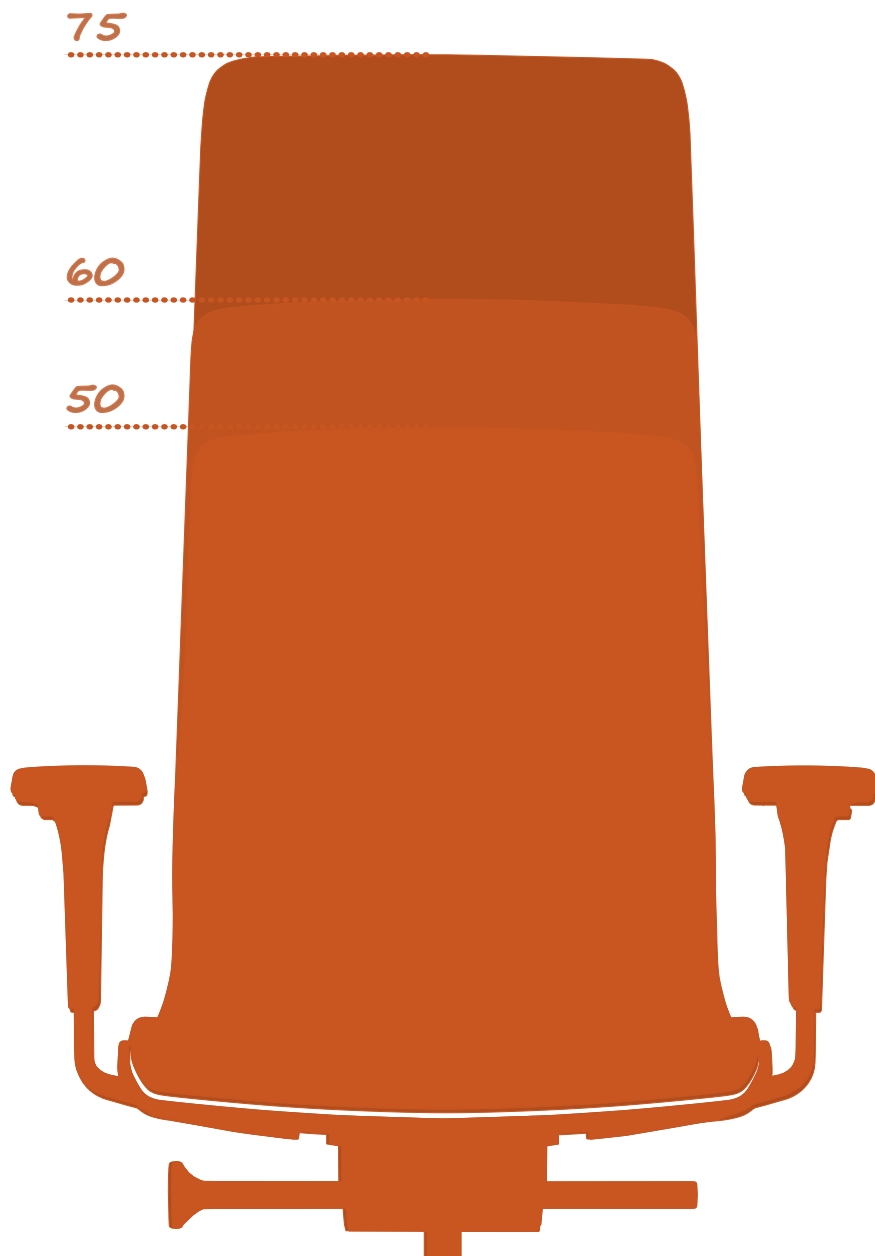
Total height P.75:
1190/1330 mm

Total width P.75:
650/700 mm

Total depth P.75:
660 mm

Back height P.75:
500 mm

Back width P.75:
470/420 mm



colours

Upholstery provides additional levels of choice, in texture and color, function and cost. For the user fabrics and leathers are the look and the feel of the office. Pyla can be upholstered in more than 55 standard ICF textiles fabrics plus a broad selection of leathers. Textiles and leathers are available in a spectrum of colors, giving the specifier a choice of hundreds of combinations and coverings. All have passed the toughest wear tests in the industry.



